






What are the key ideas and actions arising from our Focus On: Technology Enhanced Learning project?

Key questions	Key ideas to consider	Take action
 <p>What is the role of technology in supporting learning, teaching and assessment?</p>	<p>Go back to basics - think about teaching design before reaching for the latest technology. Technology can enhance learning, but pedagogy must lead.</p> <p>Encourage partnership between educators, students, learning technologists and managers to ensure that technology meets the needs of your institution.</p>	<p>Consider using the Carpe Diem approach to learning design, a useful tool to help you think afresh.</p> <p>Visit the Association for Learning Technology website for a supportive professional community that provides space for learning and discussion.</p>
 <p>What is the student experience really like in the digital environment?</p>	<p>Think in terms of 'supporting students to engage with their learning online', rather than 'teaching online'.</p> <p>Don't aim to create the online equivalent of face-to-face learning. Offer a supportive, connected and caring environment for learning.</p>	<p>Browse our Resource Hub for tips and hints about getting your teaching online and engaging students at a distance.</p>
 <p>How can technology enhance student engagement?</p>	<p>Think about how you might use apps, interactive websites and other tools to support the development of learning communities.</p>	<p>Consider using our popular Responding to Student Voice activity pack, which we have adapted for online use.</p>
 <p>How do we ensure that our digital environments are accessible for all and support widening participation?</p>	<p>Recognise that learners are the experts on their own experience. Don't assume that everyone has equal access to technology, connectivity, physical workspace or skills development opportunities.</p> <p>Mix synchronous and asynchronous activity, and online and offline materials to offer flexibility and promote accessibility. Simplicity is key.</p> <p>Technologies such as lecture recording have the potential to remove barriers to learning.</p>	<p>Visit Jisc for resources to help educators make their digital environments and materials as accessible as possible, including their guide to assistive technology.</p> <p>Consider becoming part of their Accessibility Community.</p> <p>View the outcomes of a collaborative project between Scottish institutions on how lecture capture can support widening participation.</p>
 <p>How can we ensure that we are complying with web accessibility legislation?</p>	<p>Prioritise things that have the greatest impact. Ask yourself which of your digital resources are used the most and ensure that you have an ongoing dialogue with the people who are using them.</p>	<p>Review the UK government's sample accessibility statements.</p>